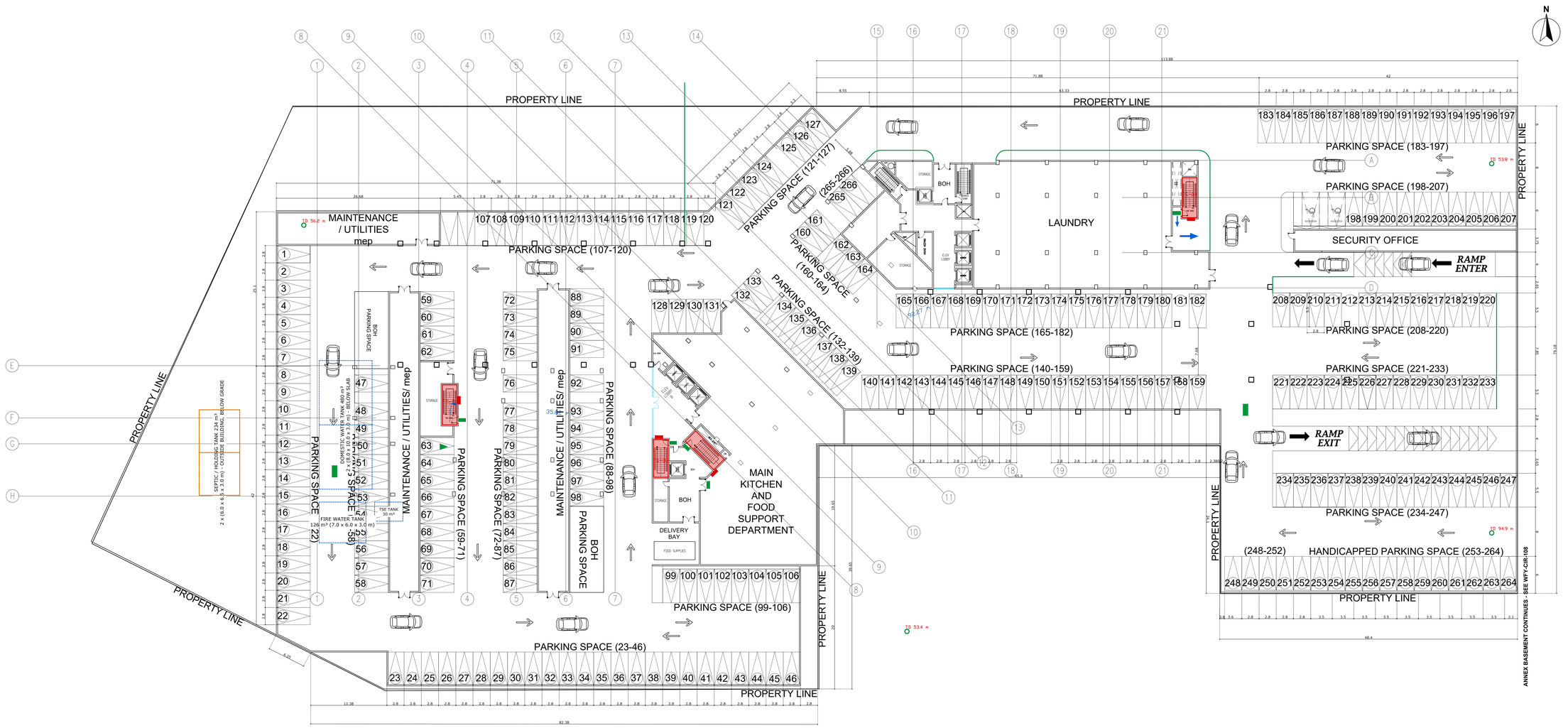

BASEMENT FLOOR CIRCULATION PLAN - MAIN HOTEL

SCALE 1:250 @ A0

0 5 10 20 30 m

CIRCULATION & FLS LEGEND

- CIRCULATION FLOW - ARROW SHOWS THE DIRECTION OF MOVEMENT INTO THE BUILDING
- PROTECTED FIRE STAIR (HIGHLIGHTED) - ENCLOSED, FIRE-RATED, LEADS TO A FINAL EXIT
- EXIT — EXIT / ILLUMINATED EXIT SIGN
- FIRE-RATED DOOR, SELF-CLOSING
- FHC — FIRE HOSE CABINET (WITH EXTINGUISHER)
- FH — FIRE HYDRANT (EXTERNAL, CIVIL DEFENCE ACCESS)
- AP — ASSEMBLY POINT
- TRAVEL DISTANCE TO THE NEAREST EXIT / FIRE STAIR (m)

FLS DESIGN BASIS

1. Saudi Building Code SBC 801 (Fire Protection) and NFPA 101 Life Safety Code.
2. Building fully sprinklered (NFPA 13) with automatic fire alarm and voice evacuation.
3. Max. travel distance: hotel / assembly (sprinklered) 76 m; car park 122 m; dead-end corridor 15 m max.
4. Every floor has at least two remote exits; escape routes lead to protected fire stairs and to final exits at ground level.
5. Fire stairs: enclosed, fire-rated and pressurised; fire doors self-closing, opening in the direction of escape.
6. After the final exit, occupants walk to the external assembly points; hydrants and Civil Defence access around the site.
7. FLS layout shown on the R18 architectural plans; to be verified by the fire consultant and Civil Defence.

Royal Commission
الهيئة الملكية

Location:	Yanbu ,KSA	Plot NO.:	LOT 26 / LOT 23

Project Name:

YANBU 5-STAR HOTEL & ANNEX

INVESTOR

WAFAIYA
YANBU • RED SEA

CONTRACTOR

الوفائية
Wafaiyah

Consultant:

-

COORDINATION				
Checked		Engineer	Signature	Date
Architectural	ARC			
Interior Design	ID			
Civil	CV			
Mechanical	MEC			
Electrical	ELC			
Low Current	LC			
Fire Life Safety	FLS			
Acoustics	ACS			
Lighting	LGT			
Signage	SG			
Security	SC			

REVISIONS			
4			
3			
2	LEED: EV, ACCESSIBLE BAYS & PV CANOPIES	01 Nov 2026	
00	ISSUE 00 - FIRST COMPREHENSIVE SUBMISSION	30 Oct 2026	
	Revision Description	Date	By

Drawing Type:

Circulation Plans

Drawing Title:

Basement Circulation Plan - Hotel

Drawn by:		Date:	30 Oct 2026
Checked by:	Ar .Mike Mirasol	Sheet Size:	A0
Reviewed by:	-		
Approved by:	-		
Drawing No.: WFY-CIR-101		Revision NO.:	01
		Scale:	1:250

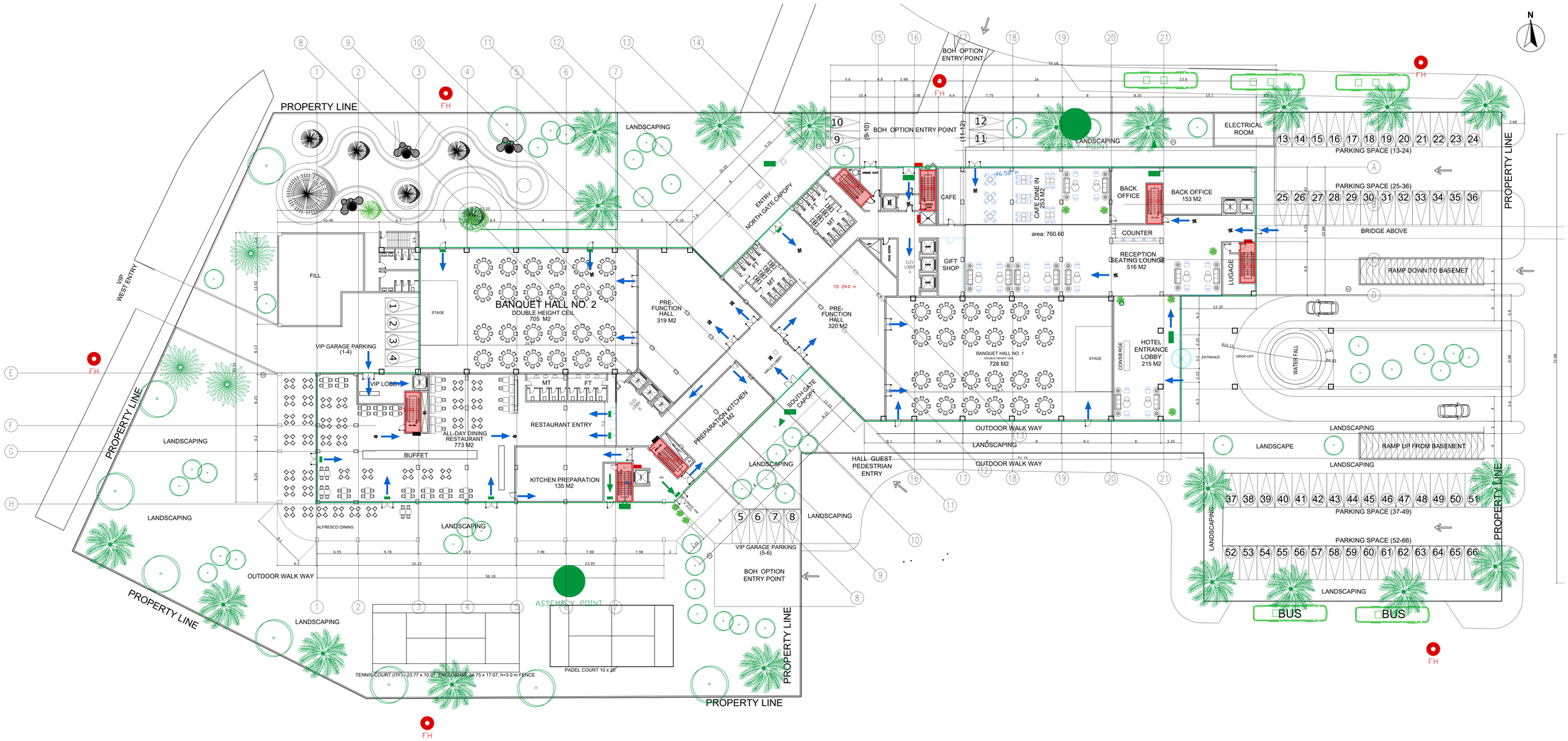

GROUND FLOOR CIRCULATION PLAN - MAIN HOTEL

SCALE 1:250 @ A0

0 5 10 20 30 m

CIRCULATION & FLS LEGEND

- CIRCULATION FLOW - ARROW SHOWS THE DIRECTION OF MOVEMENT INTO THE BUILDING
- PROTECTED FIRE STAIR (HIGHLIGHTED) - ENCLOSED, FIRE-RATED, LEADS TO A FINAL EXIT
- EXIT - EXIT / ILLUMINATED EXIT SIGN
- FIRE-RATED DOOR, SELF-CLOSING
- FHC - FIRE HOSE CABINET (WITH EXTINGUISHER)
- FH - FIRE HYDRANT (EXTERNAL, CIVIL DEFENCE ACCESS)
- AP - ASSEMBLY POINT
- TRAVEL DISTANCE TO THE NEAREST EXIT / FIRE STAIR (m)

FLS DESIGN BASIS

1. Saudi Building Code SBC 801 (Fire Protection) and NFPA 101 Life Safety Code.
2. Building fully sprinklered (NFPA 13) with automatic fire alarm and voice evacuation.
3. Max. travel distance: hotel / assembly (sprinklered) 76 m; car park 122 m; dead-end corridor 15 m max.
4. Every floor has at least two remote exits; escape routes lead to protected fire stairs and to final exits at ground level.
5. Fire stairs: enclosed, fire-rated and pressurised; fire doors self-closing, opening in the direction of escape.
6. After the final exit, occupants walk to the external assembly points; hydrants and Civil Defence access around the site.
7. FLS layout shown on the R18 architectural plans; to be verified by the fire consultant and Civil Defence.

GROUND FLOOR SPACE PROGRAM - INDOOR AMENITIES

CODE	SPACE	AREA (M2)
GS-01	ENTRANCE LOBBY	215.00
GS-02	RECEPTION & WAITING LOUNGE	516.00
GS-03	GROUND CAFE	253.00
GS-04	PRE-FUNCTION HALL 1	320.00
GS-05	BANQUET HALL NO. 1	728.00
GS-06	PRE-FUNCTION HALL 2	319.00
GS-07	BANQUET HALL NO. 2	705.00
GS-08	MAIN RESTAURANT (ALL-DAY DINING)	773.00
GS-09	BACK OFFICE	158.00
	TOTAL	**3987.00**

Royal Commission الهيئة الملكية

Location:	Yanbu ,KSA	Plot NO.:	LOT 26 / LOT 23

Project Name:

YANBU 5-STAR HOTEL & ANNEX

INVESTOR

WAFAIYA YANBU • RED SEA

CONTRACTOR

الوفائية Wafaiyah

Consultant:

-

COORDINATION

Checked		Engineer	Signature	Date
Architectural	ARC			
Interior Design	ID			
Civil	CV			
Mechanical	MEC			
Electrical	ELC			
Low Current	LC			
Fire Life Safety	FLS			
Acoustics	ACS			
Lighting	LGT			
Signage	SG			
Security	SC			

REVISIONS

	Revision Description	Date	By
4			
3			
2	LEED, EV, ACCESSIBLE BAYS & PV CANOPIES	01 Nov 2026	
00	ISSUE 00 - FIRST COMPREHENSIVE SUBMISSION	30 Oct 2026	

Drawing Type:

Circulation Plans

Drawing Title:

Ground Floor Circulation Plan - Hotel

Drawn by:		Date:	30 Oct 2026
Checked by:	Ar .Mike Mirasol	Sheet Size:	A0
Reviewed by:	-		
Approved by:	-		
Drawing No.:	**WFY-CIR-102**	Revision NO.:	01
		Scale:	1:250

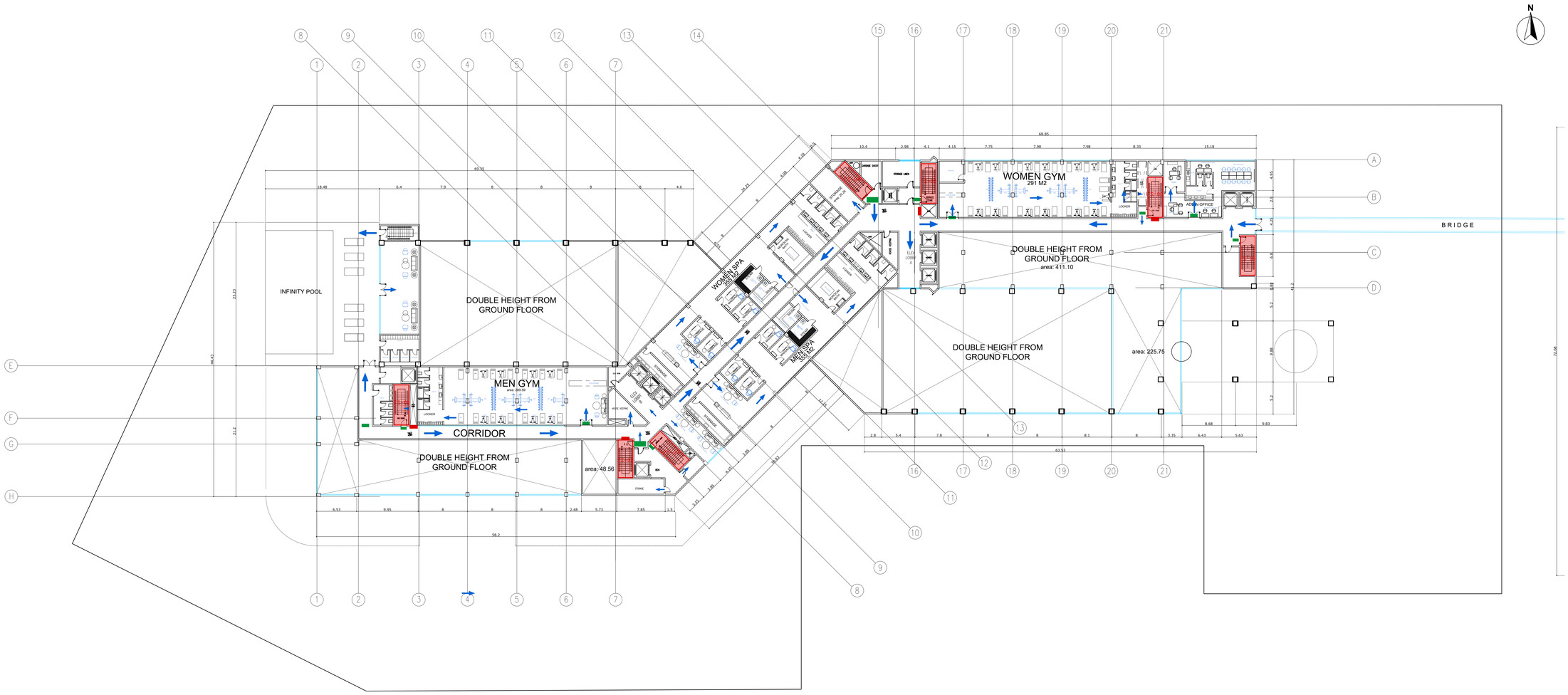

MEZZANINE FLOOR CIRCULATION PLAN - MAIN HOTEL

SCALE 1:250 @ A0

0 5 10 20 30 m

CIRCULATION & FLS LEGEND

- CIRCULATION FLOW - ARROW SHOWS THE DIRECTION OF MOVEMENT INTO THE BUILDING
- PROTECTED FIRE STAIR (HIGHLIGHTED) - ENCLOSED, FIRE-RATED, LEADS TO A FINAL EXIT
- EXIT / ILLUMINATED EXIT SIGN
- FIRE-RATED DOOR, SELF-CLOSING
- FHC — FIRE HOSE CABINET (WITH EXTINGUISHER)
- FH — FIRE HYDRANT (EXTERNAL, CIVIL DEFENCE ACCESS)
- AP — ASSEMBLY POINT
- TRAVEL DISTANCE TO THE NEAREST EXIT / FIRE STAIR (m)

FLS DESIGN BASIS

1. Saudi Building Code SBC 801 (Fire Protection) and NFPA 101 Life Safety Code.
2. Building fully sprinklered (NFPA 13) with automatic fire alarm and voice evacuation.
3. Max. travel distance: hotel / assembly (sprinklered) 76 m; car park 122 m; dead-end corridor 15 m max.
4. Every floor has at least two remote exits; escape routes lead to protected fire stairs and to final exits at ground level.
5. Fire stairs: enclosed, fire-rated and pressurised; fire doors self-closing, opening in the direction of escape.
6. After the final exit, occupants walk to the external assembly points; hydrants and Civil Defence access around the site.
7. FLS layout shown on the R18 architectural plans; to be verified by the fire consultant and Civil Defence.

MEZZANINE FLOOR SPACE PROGRAM - INDOOR AMENITIES

CODE	SPACE	AREA (M2)
MS-01	MEN GYM	289.59
MS-02	WOMEN GYM	291.00
MS-03	MEN SPA (TREATMENT, SAUNA, STEAM, MOROCCAN BATH)	355.00
MS-04	WOMEN SPA (TREATMENT, SAUNA, STEAM, MOROCCAN BATH)	355.00
MS-05	ADMIN OFFICE	111.00
	TOTAL	**1401.59**

Royal Commission
الهيئة الملكية

Location:	Yanbu ,KSA	Plot NO.:	LOT 26 / LOT 23

Project Name:

YANBU 5-STAR HOTEL & ANNEX

INVESTOR

WAFAIYA
YANBU • RED SEA

CONTRACTOR

الوفائية
Wafaiyah

Consultant:

-

COORDINATION

Checked		Engineer	Signature	Date
Architectural	ARC			
Interior Design	ID			
Civil	CV			
Mechanical	MEC			
Electrical	ELC			
Low Current	LC			
Fire Life Safety	FLS			
Acoustics	ACS			
Lighting	LGT			
Signage	SG			
Security	SC			

REVISIONS

	Revision Description	Date	By
4			
3			
2			
00	ISSUE 00 - FIRST COMPREHENSIVE SUBMISSION	30 Oct 2026	

Drawing Type:

Circulation Plans

Drawing Title:

Mezzanine Circulation Plan - Hotel

Drawn by:		Date:	30 Oct 2026
Checked by:	Ar .Mike Mirasol	Sheet Size:	A0
Reviewed by:	-		
Approved by:	-		

Drawing No.:

WFY-CIR-103

Revision NO.: 00

Scale: 1:250

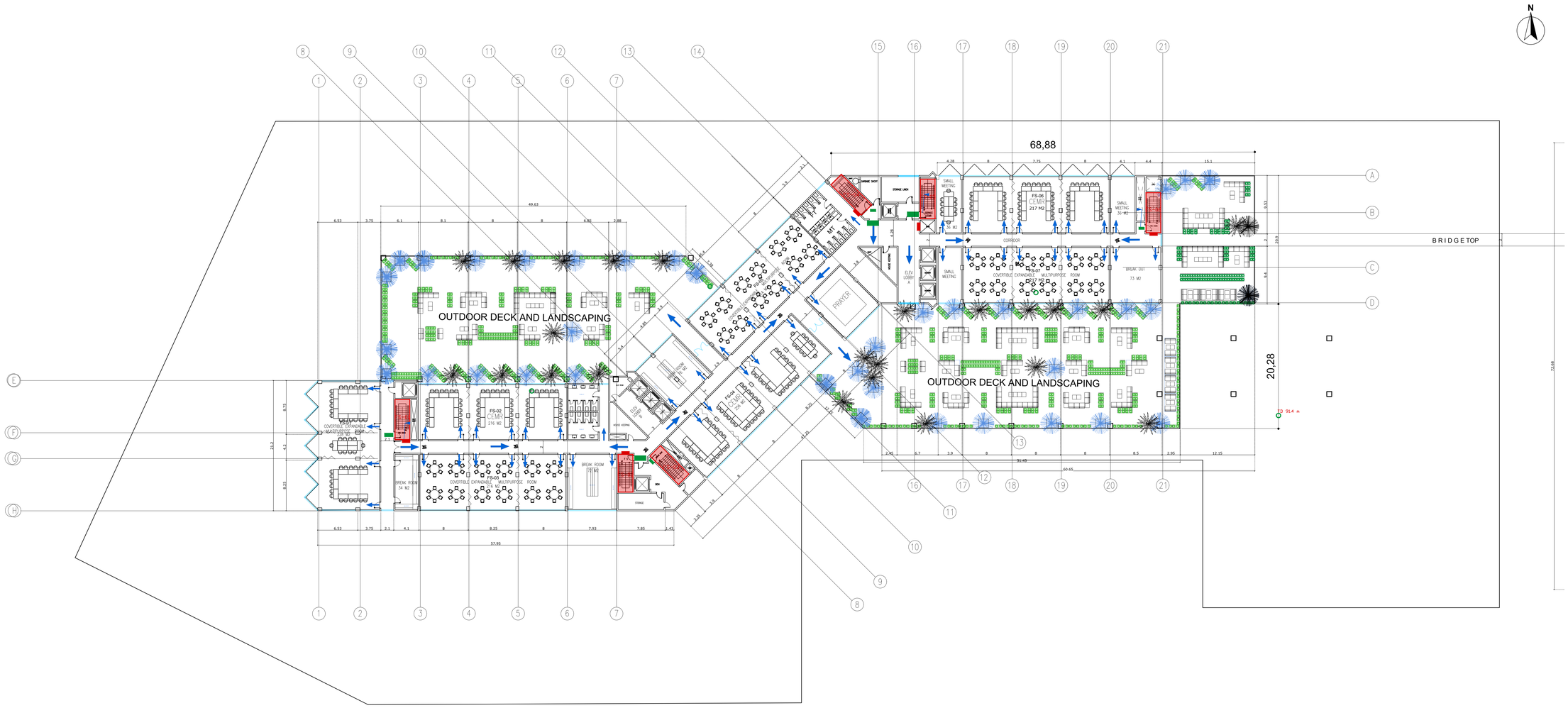

FIRST FLOOR CIRCULATION PLAN - MAIN HOTEL

SCALE 1:250 @ A0

0 5 10 20 30 m

CIRCULATION & FLS LEGEND

- CIRCULATION FLOW - ARROW SHOWS THE DIRECTION OF MOVEMENT INTO THE BUILDING
- PROTECTED FIRE STAIR (HIGHLIGHTED) - ENCLOSED, FIRE-RATED, LEADS TO A FINAL EXIT
- EXIT — EXIT / ILLUMINATED EXIT SIGN
- FIRE-RATED DOOR, SELF-CLOSING
- FHC — FIRE HOSE CABINET (WITH EXTINGUISHER)
- FH — FIRE HYDRANT (EXTERNAL, CIVIL DEFENCE ACCESS)
- AP — ASSEMBLY POINT
- TRAVEL DISTANCE TO THE NEAREST EXIT / FIRE STAIR (m)

FLS DESIGN BASIS

1. Saudi Building Code SBC 801 (Fire Protection) and NFPA 101 Life Safety Code.
2. Building fully sprinklered (NFPA 13) with automatic fire alarm and voice evacuation.
3. Max. travel distance: hotel / assembly (sprinklered) 76 m; car park 122 m; dead-end corridor 15 m max.
4. Every floor has at least two remote exits; escape routes lead to protected fire stairs and to final exits at ground level.
5. Fire stairs: enclosed, fire-rated and pressurised; fire doors self-closing, opening in the direction of escape.
6. After the final exit, occupants walk to the external assembly points; hydrants and Civil Defence access around the site.
7. FLS layout shown on the R18 architectural plans; to be verified by the fire consultant and Civil Defence.

FIRST FLOOR SPACE PROGRAM - INDOOR AMENITIES

CODE	SPACE	AREA (M2)
FS-01	EXPANDABLE MULTIPURPOSE HALL 1	228.00
FS-02	EXPANDABLE MULTIPURPOSE HALL 2	216.00
FS-03	EXPANDABLE MULTIPURPOSE HALL 3	216.00
FS-04	EXPANDABLE MULTIPURPOSE HALL 4	256.00
FS-05	EXPANDABLE MULTIPURPOSE HALL 5	217.00
FS-06	EXPANDABLE MULTIPURPOSE HALL 6	217.00
FS-07	SMALL MEETING ROOM 1	36.00
FS-08	SMALL MEETING ROOM 2	36.00
FS-09	SMALL MEETING ROOM 3	36.00
FS-10	BREAK ROOM 1	36.00
FS-11	BREAK ROOM 2	72.00
FS-12	BREAK ROOM 3	76.00
FS-13	BREAK ROOM 4	74.00
FS-14	PRAYER ROOM	70.00
	TOTAL	**1786.00**

Royal Commission
الهيئة الملكية

Location:	Yanbu ,KSA	Plot NO.:	LOT 26 / LOT 23

Project Name:

YANBU 5-STAR HOTEL & ANNEX

INVESTOR

WAFAIYA
YANBU • RED SEA

CONTRACTOR

الوفائية
Wafaiyah

Consultant:

-

COORDINATION

Checked		Engineer	Signature	Date
Architectural	ARC			
Interior Design	ID			
Civil	CV			
Mechanical	MEC			
Electrical	ELC			
Low Current	LC			
Fire Life Safety	FLS			
Acoustics	ACS			
Lighting	LGT			
Signage	SG			
Security	SC			

REVISIONS

	Revision Description	Date	By
4			
3			
2			
00	ISSUE 00 - FIRST COMPREHENSIVE SUBMISSION	30 Oct 2026	

Drawing Type:

Circulation Plans

Drawing Title:

First Floor Circulation Plan - Hotel

Drawn by:		Date:	30 Oct 2026
Checked by:	Ar .Mike Mirasol	Sheet Size:	A0
Reviewed by:	-		
Approved by:	-		

Drawing No.: **WFY-CIR-104**

Revision NO.: 00

Scale: 1:250

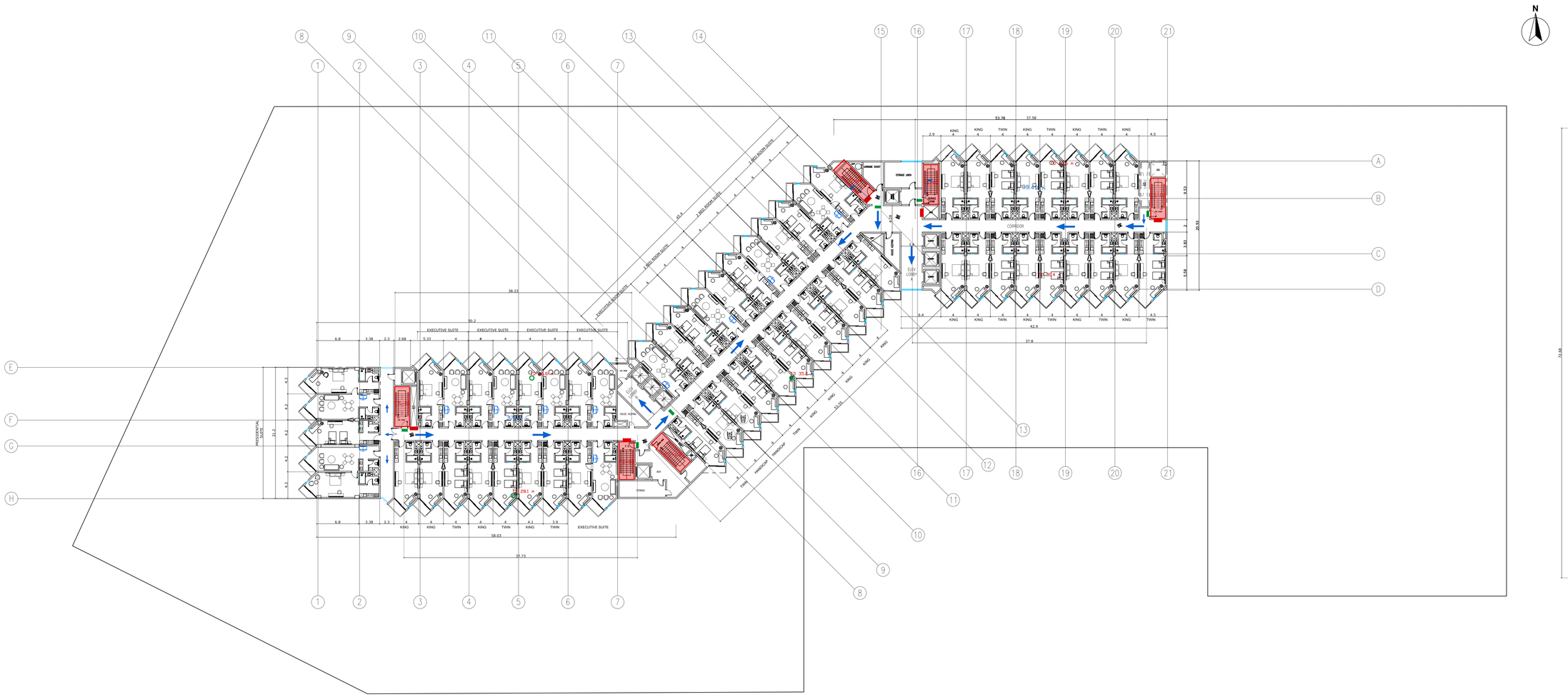

TYPICAL GUEST FLOOR CIRCULATION PLAN - 2ND TO 4TH - MAIN HOTEL

SCALE 1:250 @ A0

0 5 10 20 30 m

CIRCULATION & FLS LEGEND

- CIRCULATION FLOW - ARROW SHOWS THE DIRECTION OF MOVEMENT INTO THE BUILDING
- PROTECTED FIRE STAIR (HIGHLIGHTED) - ENCLOSED, FIRE-RATED, LEADS TO A FINAL EXIT
- EXIT - EXIT / ILLUMINATED EXIT SIGN
- FIRE-RATED DOOR, SELF-CLOSING
- FHC - FIRE HOSE CABINET (WITH EXTINGUISHER)
- FH - FIRE HYDRANT (EXTERNAL, CIVIL DEFENCE ACCESS)
- AP - ASSEMBLY POINT
- TRAVEL DISTANCE TO THE NEAREST EXIT / FIRE STAIR (m)

FLS DESIGN BASIS

1. Saudi Building Code SBC 801 (Fire Protection) and NFPA 101 Life Safety Code.
2. Building fully sprinklered (NFPA 13) with automatic fire alarm and voice evacuation.
3. Max. travel distance: hotel / assembly (sprinklered) 76 m; car park 122 m; dead-end corridor 15 m max.
4. Every floor has at least two remote exits; escape routes lead to protected fire stairs and to final exits at ground level.
5. Fire stairs: enclosed, fire-rated and pressurised; fire doors self-closing, opening in the direction of escape.
6. After the final exit, occupants walk to the external assembly points; hydrants and Civil Defence access around the site.
7. FLS layout shown on the R18 architectural plans; to be verified by the fire consultant and Civil Defence.

Royal Commission
الهيئة الملكية

Location:	Yanbu ,KSA	Plot NO.:	LOT 26 / LOT 23

Project Name:

YANBU 5-STAR HOTEL & ANNEX

INVESTOR

WAFAIYA
YANBU • RED SEA

CONTRACTOR

الوفائية
Wafaiyah

Consultant:

-

COORDINATION

Checked		Engineer	Signature	Date
Architectural	ARC			
Interior Design	ID			
Civil	CV			
Mechanical	MEC			
Electrical	ELC			
Low Current	LC			
Fire Life Safety	FLS			
Acoustics	ACS			
Lighting	LGT			
Signage	SG			
Security	SC			

REVISIONS

	Revision Description	Date	By
4			
3			
2			
00	ISSUE 00 - FIRST COMPREHENSIVE SUBMISSION	30 Oct 2026	

Drawing Type:

Circulation Plans

Drawing Title:

Typical Floor 2nd-4th

Drawn by:		Date:	30 Oct 2026
Checked by:	Ar .Mike Mirasol	Sheet Size:	A0
Reviewed by:	-		
Approved by:	-		

Drawing No.: **WFY-CIR-105**

Revision NO.: 00

Scale: 1:250

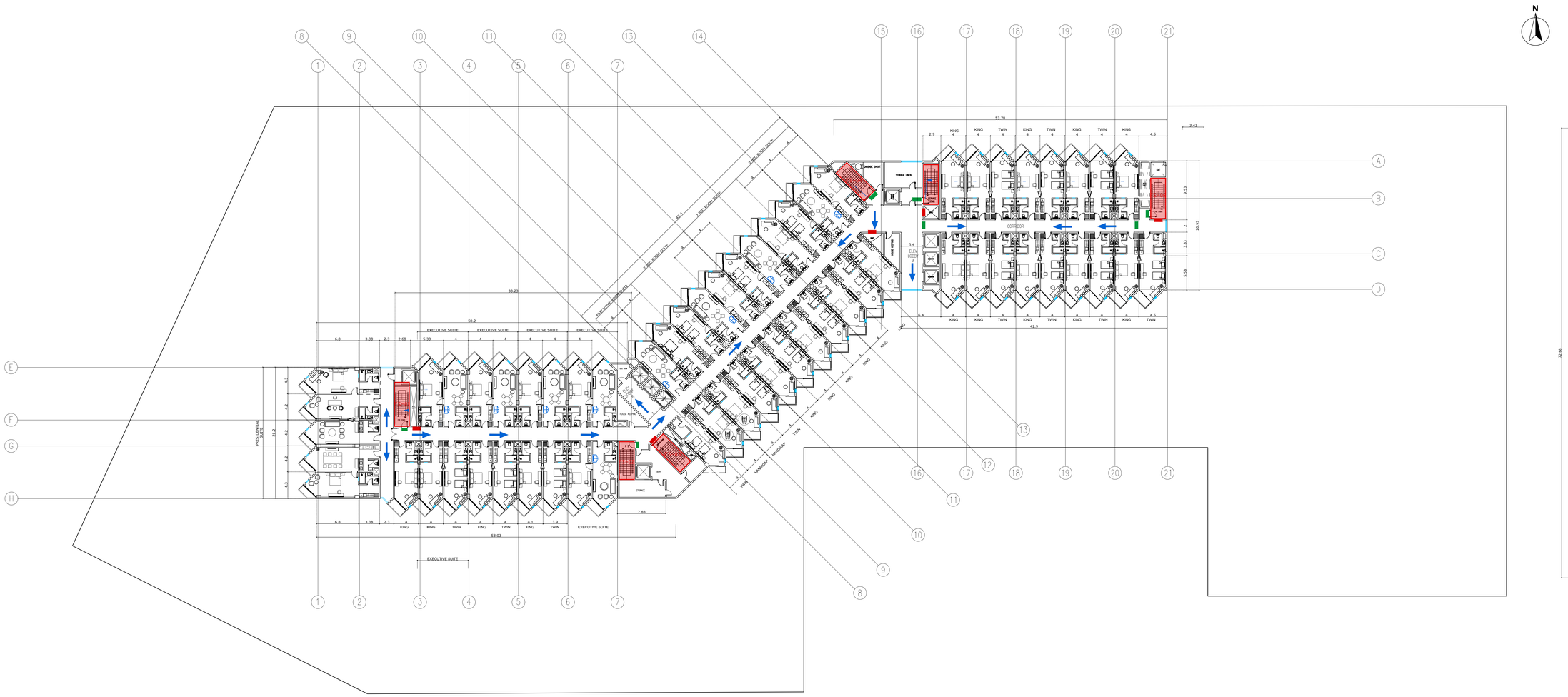

TYPICAL GUEST FLOOR CIRCULATION PLAN - 5TH TO 6TH - MAIN HOTEL

SCALE 1:250 @ A0

0 5 10 20 30 m

CIRCULATION & FLS LEGEND

- CIRCULATION FLOW - ARROW SHOWS THE DIRECTION OF MOVEMENT INTO THE BUILDING
- PROTECTED FIRE STAIR (HIGHLIGHTED) - ENCLOSED, FIRE-RATED, LEADS TO A FINAL EXIT
- EXIT - EXIT / ILLUMINATED EXIT SIGN
- FIRE-RATED DOOR, SELF-CLOSING
- FHC - FIRE HOSE CABINET (WITH EXTINGUISHER)
- FH - FIRE HYDRANT (EXTERNAL, CIVIL DEFENCE ACCESS)
- AP - ASSEMBLY POINT
- TRAVEL DISTANCE TO THE NEAREST EXIT / FIRE STAIR (m)

FLS DESIGN BASIS

1. Saudi Building Code SBC 801 (Fire Protection) and NFPA 101 Life Safety Code.
2. Building fully sprinklered (NFPA 13) with automatic fire alarm and voice evacuation.
3. Max. travel distance: hotel / assembly (sprinklered) 76 m; car park 122 m; dead-end corridor 15 m max.
4. Every floor has at least two remote exits; escape routes lead to protected fire stairs and to final exits at ground level.
5. Fire stairs: enclosed, fire-rated and pressurised; fire doors self-closing, opening in the direction of escape.
6. After the final exit, occupants walk to the external assembly points; hydrants and Civil Defence access around the site.
7. FLS layout shown on the R18 architectural plans; to be verified by the fire consultant and Civil Defence.

Royal Commission
الهيئة الملكية

Location:	Yanbu ,KSA	Plot NO.:	LOT 26 / LOT 23

Project Name:

YANBU 5-STAR HOTEL & ANNEX

INVESTOR

WAFAIYA
YANBU • RED SEA

CONTRACTOR

الوفائية
Wafaiyah

Consultant:

-

COORDINATION

Checked		Engineer	Signature	Date
Architectural	ARC			
Interior Design	ID			
Civil	CV			
Mechanical	MEC			
Electrical	ELC			
Low Current	LC			
Fire Life Safety	FLS			
Acoustics	ACS			
Lighting	LGT			
Signage	SG			
Security	SC			

REVISIONS

	Revision Description	Date	By
4			
3			
2			
00	ISSUE 00 - FIRST COMPREHENSIVE SUBMISSION	30 Oct 2026	

Drawing Type:

Circulation Plans

Drawing Title:

Typical Floor 5th-6th

Drawn by:		Date:	30 Oct 2026
Checked by:	Ar .Mike Mirasol	Sheet Size:	A0
Reviewed by:	-		
Approved by:	-		

Drawing No.: **WFY-CIR-106**

Revision NO.: 00

Scale: 1:250

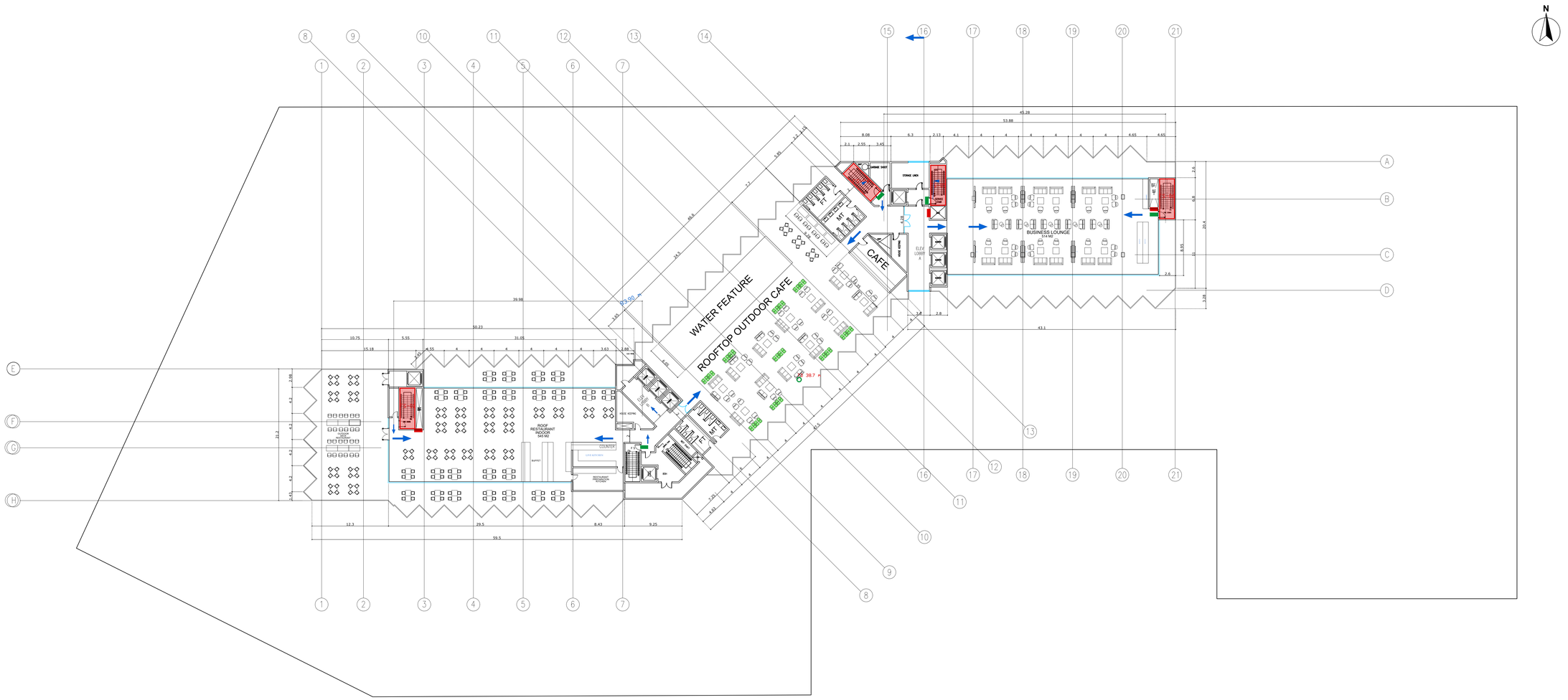

ROOF FLOOR CIRCULATION PLAN - MAIN HOTEL

SCALE 1:250 @ A0

0 5 10 20 30 m

CIRCULATION & FLS LEGEND

- CIRCULATION FLOW - ARROW SHOWS THE DIRECTION OF MOVEMENT INTO THE BUILDING
- PROTECTED FIRE STAIR (HIGHLIGHTED) - ENCLOSED, FIRE-RATED, LEADS TO A FINAL EXIT
- EXIT — EXIT / ILLUMINATED EXIT SIGN
- FIRE-RATED DOOR, SELF-CLOSING
- FHC — FIRE HOSE CABINET (WITH EXTINGUISHER)
- FH — FIRE HYDRANT (EXTERNAL, CIVIL DEFENCE ACCESS)
- AP — ASSEMBLY POINT
- TRAVEL DISTANCE TO THE NEAREST EXIT / FIRE STAIR (m)

FLS DESIGN BASIS

1. Saudi Building Code SBC 801 (Fire Protection) and NFPA 101 Life Safety Code.
2. Building fully sprinklered (NFPA 13) with automatic fire alarm and voice evacuation.
3. Max. travel distance: hotel / assembly (sprinklered) 76 m; car park 122 m; dead-end corridor 15 m max.
4. Every floor has at least two remote exits; escape routes lead to protected fire stairs and to final exits at ground level.
5. Fire stairs: enclosed, fire-rated and pressurised; fire doors self-closing, opening in the direction of escape.
6. After the final exit, occupants walk to the external assembly points; hydrants and Civil Defence access around the site.
7. FLS layout shown on the R18 architectural plans; to be verified by the fire consultant and Civil Defence.

ROOF FLOOR SPACE PROGRAM - INDOOR AMENITIES

CODE	SPACE	AREA (M2)
RS-01	ROOF RESTAURANT	545.00
RS-02	BUSINESS LOUNGE	514.00
	TOTAL	**1059.00**

Royal Commission
الهيئة الملكية

Location:	Yanbu ,KSA	Plot NO.:	LOT 26 / LOT 23

Project Name:

YANBU 5-STAR HOTEL & ANNEX

INVESTOR

WAFAIYA
YANBU • RED SEA

CONTRACTOR

الوفائية
Wafaiyah

Consultant:

-

COORDINATION

Checked		Engineer	Signature	Date
Architectural	ARC			
Interior Design	ID			
Civil	CV			
Mechanical	MEC			
Electrical	ELC			
Low Current	LC			
Fire Life Safety	FLS			
Acoustics	ACS			
Lighting	LGT			
Signage	SG			
Security	SC			

REVISIONS

	Revision Description	Date	By
4			
3			
2			
00	ISSUE 00 - FIRST COMPREHENSIVE SUBMISSION	30 Oct 2026	

Drawing Type:

Circulation Plans

Drawing Title:

Roof Floor Circulation Plan - Hotel

Drawn by:		Date:	30 Oct 2026
Checked by:	Ar .Mike Mirasol	Sheet Size:	A0
Reviewed by:	-		
Approved by:	-		

Drawing No.: **WFY-CIR-107**

Revision NO.: 00

Scale: 1:250



ANNEX - BASEMENT - FLS
SCALE 1:300 @ A0

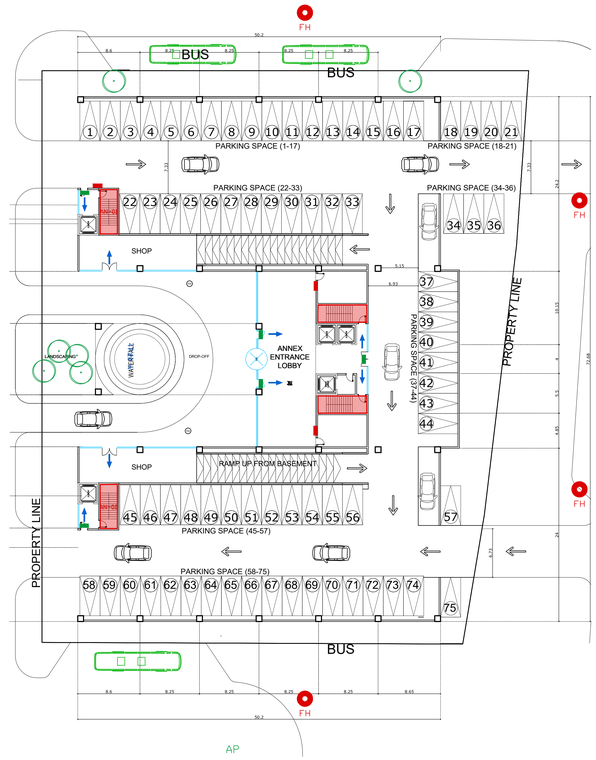

ANNEX - GROUND FLOOR - FLS
SCALE 1:300 @ A0

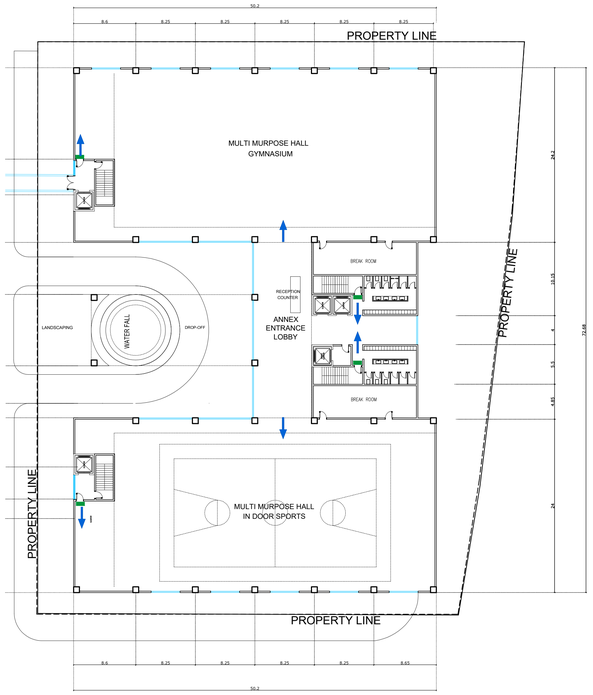

ANNEX - MEZZANINE - FLS
SCALE 1:300 @ A0

0 10 20 30 m

N

CEILING
CL-01
CL-03
CL-01
CL-01
CL-01
CL-01
CL-03
CL-02

CIRCULATION & FLS LEGEND

- CIRCULATION FLOW - ARROW SHOWS THE DIRECTION OF MOVEMENT INTO THE BUILDING
- PROTECTED FIRE STAIR (HIGHLIGHTED) - ENCLOSED, FIRE-RATED, LEADS TO A FINAL EXIT
- EXIT — EXIT / ILLUMINATED EXIT SIGN
- FIRE-RATED DOOR, SELF-CLOSING
- FHC — FIRE HOSE CABINET (WITH EXTINGUISHER)
- FH — FIRE HYDRANT (EXTERNAL, CIVIL DEFENCE ACCESS)
- AP — ASSEMBLY POINT
- TRAVEL DISTANCE TO THE NEAREST EXIT / FIRE STAIR (m)

FLS DESIGN BASIS

1. Saudi Building Code SBC 801 (Fire Protection) and NFPA 101 Life Safety Code.
2. Building fully sprinklered (NFPA 13) with automatic fire alarm and voice evacuation.
3. Max. travel distance: hotel / assembly (sprinklered) 76 m; car park 122 m; dead-end corridor 15 m max.
4. Every floor has at least two remote exits; escape routes lead to protected fire stairs and to final exits at ground level.
5. Fire stairs: enclosed, fire-rated and pressurised; fire doors self-closing, opening in the direction of escape.
6. After the final exit, occupants walk to the external assembly points; hydrants and Civil Defence access around the site.
7. FLS layout shown on the R18 architectural plans; to be verified by the fire consultant and Civil Defence.

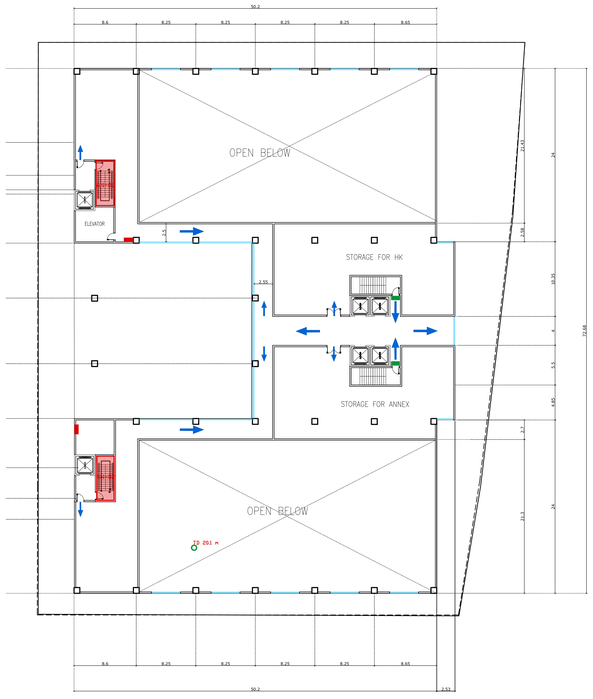

ANNEX - FIRST FLOOR - FLS
SCALE 1:300 @ A0

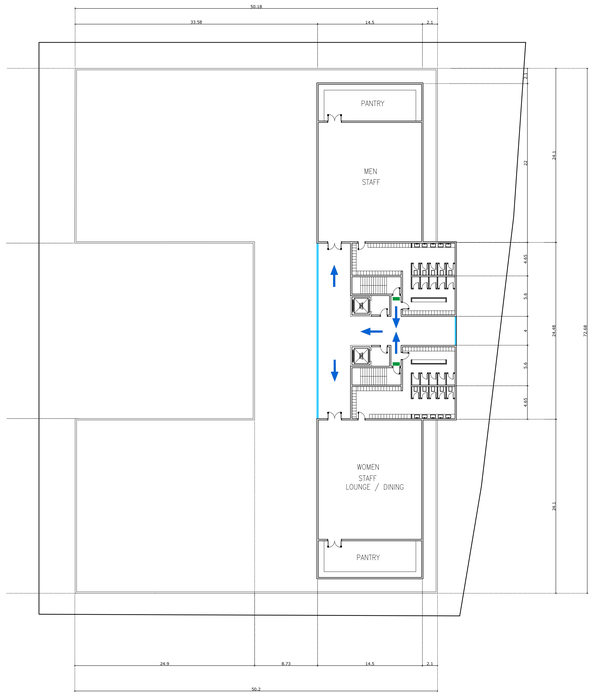

ANNEX - ROOF - FLS
SCALE 1:300 @ A0

Royal Commission
الهيئة الملكية

Location:	Yanbu ,KSA	Plot NO.:	LOT 26 / LOT 23

Project Name:

YANBU 5-STAR HOTEL & ANNEX

INVESTOR

WAFAIYA
YANBU • RED SEA

CONTRACTOR

الوفائية
Wafaiyah

Consultant:

-

COORDINATION

Checked		Engineer	Signature	Date
Architectural	ARC			
Interior Design	ID			
Civil	CV			
Mechanical	MEC			
Electrical	ELC			
Low Current	LC			
Fire Life Safety	FLS			
Acoustics	ACS			
Lighting	LGT			
Signage	SG			
Security	SC			

REVISIONS

	Revision Description	Date	By
4			
3			
2	LEED: EV, ACCESSIBLE BAYS & PV CANOPIES	01 Nov 2026	
00	ISSUE 00 - FIRST COMPREHENSIVE SUBMISSION	30 Oct 2026	

Drawing Type:

Circulation Plans

Drawing Title:

Annex - Floor Circulation Plans

Drawn by:		Date:	30 Oct 2026
Checked by:	Ar .Mike Mirasol	Sheet Size:	A0
Reviewed by:	-		
Approved by:	-		

Drawing No.:

WFY-CIR-108

Revision NO.:	01
Scale:	1:300